

# URMIII by Unilumin for the rental market

Posted on April 7, 2026



## Ease of Use

Indoor: P1.9/2.6/2.9/3.9

Outdoor: P2.9/3.9/4.8


- True single-person installation – automatic lock design, excellent safety performance
- Pinch n' go module – high efficiency of screen maintenance
- 3D corner protection – protect the screen from damage

- Creative installation – 90° corner, curve and creative shapes

### Application Scenario



### Exhibition



Conference




## Broadcast

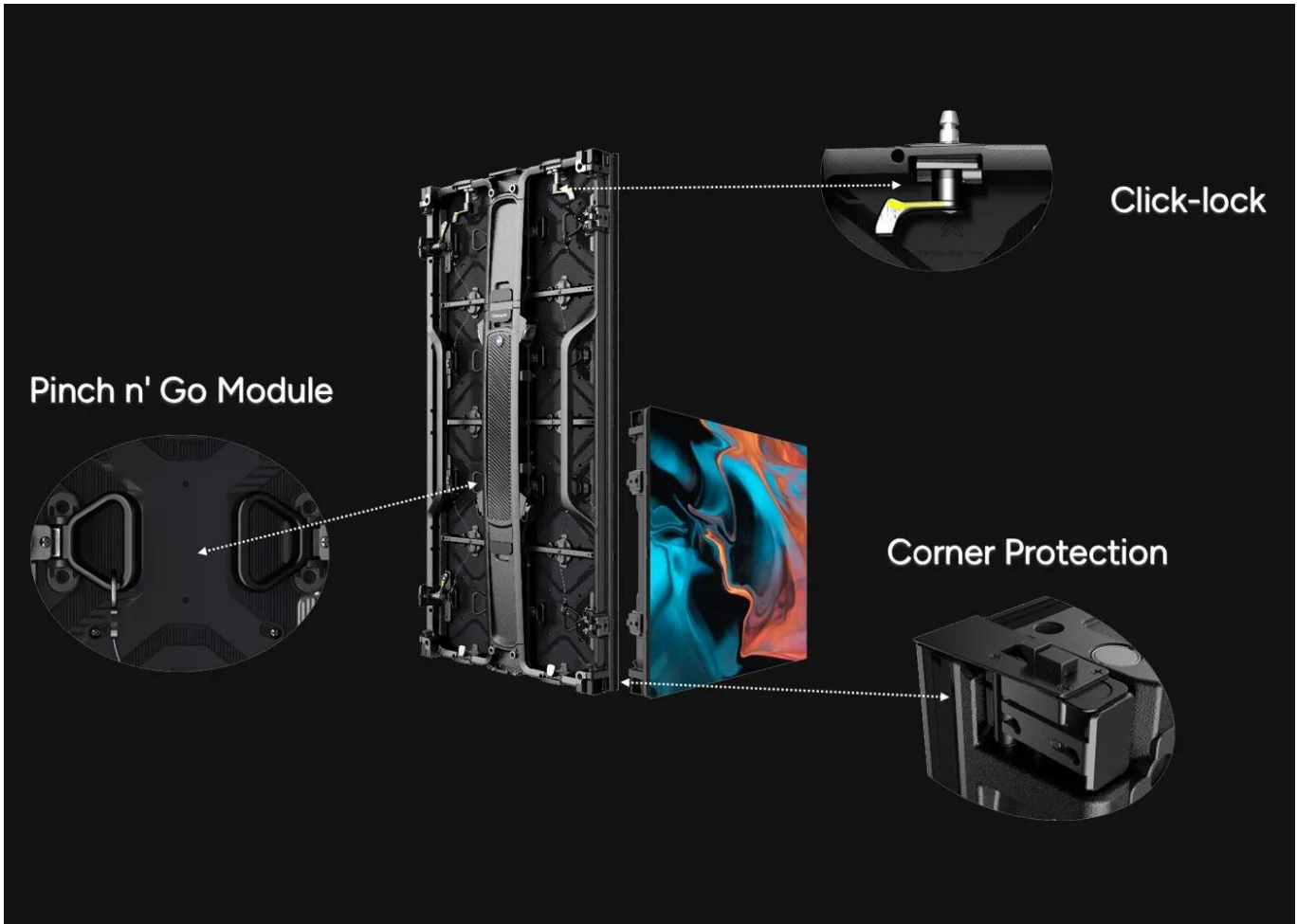
## Design

- Cabinet thickness is only 71mm
- Standard flight case holds 10 cabinets
- 500mm\*500mm cabinet  $\square$  7.3kg/panel

- 500mm\*1000mm cabinet □ 12.5kg/panel




## Features



**Click-lock—True Single-person Installation**


- Click to pop up the King PIN
- Stack the tiles, and they are locked automatically
- Push the clasp inward to double-lockClick



**Pinch n' Go Module—New Direction of Module**

Module Release


Improve the efficiency of screen maintenance, more time-saving and energy-saving.



**Pinch n' Go Module—New Direction of Module**


Pull Back

Simple pull-back and precise positioning systems ensure the flatness of the screen.



### Corner Protection

- Pop Up Corner Protection
- Automatic Corner Protection




## Maintenance


Tool free and fast

- Magnetic module design
- Pop-up power box

URMIII by Unilumin for the rental market



**Wind Resist Frame + Touring Dolly**




**Compatible with URMIII-S--- flexible rental version**

URMIII cabinet can match with URMIII-S cabinet ---flexible cabinet for creative application.


URMIII-S ---with curve range of  $\pm 40^\circ$  flexible modules and adjustable frame design to achieve natural and soft curves.

## URMIII by Unilumin for the rental market




### **Compatible with URMIII-C---Specialize for cube&corner**

URMIII can be compatible with URMIII-C to meet a variety of creative cube requirements.



**Creative Installation**



**DDC Technology □ Dual Drive Configuration □**

Indoor and Outdoor Dual Use.

Day Mode



Night Mode



**Day mode and night mode can be switched within 1 second.**