

JHB International Motor Show

25 October 2011

Congratulations to everyone involved in the Johannesburg International Motor Show, the single largest international automotive event in South Africa held from the 6 – 16th October 2011 at the MTN Johannesburg Expo Centre, Nasrec, Johannesburg. We asked the technical suppliers to give us a brief feedback on the brands / stands they worked on.

The information below has been categorised in alphabetical order according to the technical suppliers.
We hope to update this list as we receive more information.

Image not found or type unknown

BLOND PRODUCTIONS

JAGUAR LAND ROVER SOUTH AFRICA

Technical Supplier: Blond Productions

Client: Jaguar Land Rover South Africa

Spec: Clean cut, slick lighting and nicely lit across the floor.

What gear did you provide:

100 x Par 64 parcans

3 x Robe 700 AT ColorSpot (for gobo work)

12 x 2KW Filmgear Fresnels

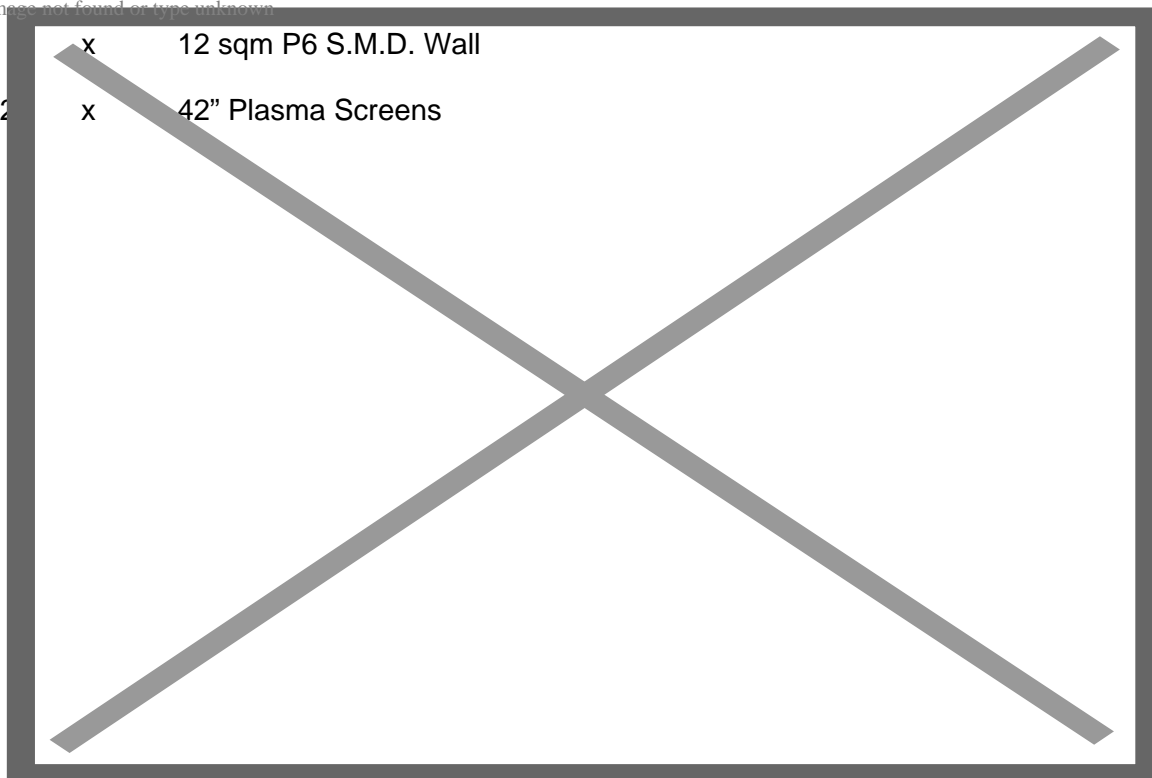
1 x grandMA Ultra-Light

48 x Channel Avolites Dimmer

Image not found or type unknown

1 x 12 sqm P6 S.M.D. Wall

12 x 42" Plasma Screens



Did you hire in any of the gear and from which company? Eventech (Trussing)


What trussing did you use: T.F.L.

How many pieces of trussing did you use: 180 meters

What were your Challenges:

The most difficult challenge was that we were not able to complete the entire installation at once, but had to go back in stages.

Image not found or type unknown




What were your Highlights:

The first highlight was probably to be part of the Johannesburg International Motor Show and to have the opportunity to assist brands such as Jaguar and Landrover with such a spectacular event.

Secondly, it was to see the full package once it was complete as we were various companies (set and technical), working together towards one common goal.

DREAM SETS

VOLVO




The design spec / rendering of the Volvo stand

Technical Supplier: Dream Sets

Stand Design: De Wet Meyer

Spec: The client wanted a hi-end stand, multi-level with lots of technology (screen tower, LCD screens, iPads) and a sleek look.

Image not found or type unknown



What gear did you provide: All technical and set elements (mezzanine, curved staircases, glassed-in sales office and the gear below:

PAs

2 x PA-100pax

Sound

1 x 16-Channel Sound Desk

Lighting

10 x LED Par 64

42 x Philips Selecon SPX

1 x 12-Channel Digital Dimmer Unit (2 x Avolites Powercube Rack)

1 x 12-Channel two pre-set annual des (Avolites Pearl 2010)

LCD Screens

15 x 42 Inch

3 x 47 Inch

9 x 42 Inch Seamless

4 x Seamless LCD Hardware and Baseplate

Rigging

12 x 1 Ton Motor CM Loadstar

1 x 8-Way Motor Controller (Design by Max Controller 6 Way)


45 x 3M H40V ProlyteTruss

Did you hire in any of the gear and from which company? P LED (Seamless LCD Screens), MGG (PA, Lighting and Rigging), Stageworks (Revolving Stage)

What trussing did you use: Prolyte H40

How many pieces of trussing did you use: 45

Image not found or type unknown



What were your Challenges:

Time! The build was very intricate and we had to put in 26 hours additional after hours (8pm cut-off each night, if you work later you pay!)

Contractors – Flooring went in very slowly, contractor was over-extended as they were working on other stands too.

What were your Highlights:

Image not found or type unknown

The finished product – beautiful! A happy client and great comments from passers-by, the public and builders from other stands.



GEARHOUSE SOUTH AFRICA

FORD

Technical Supplier: Gearhouse South Africa

Client: Imagination Asia (Ford)

Spec: A well lit stand for a budget price

What gear did you provide?

Parcans, Robe ColorSpot 2500E AT, Robe CityScape 48's, 1.2k Fresnels, PA with radio mics, Plasma screens AV control.

Did you hire in any of the gear and if so, from whom? Yes Seamless plasma wall from P Led

What trussing (brand) did you utilize? Prolyte


How many pieces of trussing did you use? 118

What were the challenges / highlights of the stand? Mainly the AV and audio side

GEARHOUSE SOUTH AFRICA

MERC CAR & TRUCK, TOYOTA, HINO, LEXUS

Image not found or type unknown




Technical Supplier: Gearhouse South Africa

Who was the client? O'Mage

Spec: Bright white light on most stands, more subtle on Lexus. Cheap but well lit on Hino

What gear did you provide? Power Pars, Source 4 & Philips Selecon Profiles, Robe 2500 Spots and washes, Par 64s, 400w MHI floods

Image not found or type unknown



Did you hire in any of the gear and if so, from whom? Yes Power Pars, not telling

What trussing (brand) did you utilize? Milos, Prolyte

How many pieces of trussing did you use? Over 450 on the 5 stands we did for this client

What were the challenges / highlights? Finding lighting positions that worked with the scenic elements.
Finding a truss configuration that fitted the budget and all the set and lighting requirements.

Image not found or type unknown





Image not found or type unknown

GARHOUSE SOUTH AFRICA
PEUGEOT CAR & TRUCK, AK



Technical Supplier: Gearhouse South Africa

Client: SDS

Spec: Good lighting for a good price

What gear did you provide? Par 64's, BB4's, Philips Selecon 2.5kw Fresnels

Did you hire in any of the gear and if so, from whom? No

What trussing (brand) did you utilize? Milos

How many pieces of trussing did you use? 146 on the 3 stands we did for them

What were the challenges / highlights? All pretty straight forward

TATA

Technical Supplier: Gearhouse South Africa

Client: RM agency

Spec: What was the spec / what look did the client want? A vibey well lit stand

What gear did you provide? Par 64's, LED battens, Source 4 profiles, 400w MHI floods, 150 MHI Floods, Q Lites. Mac 200 spots.

Did you hire in any of the gear and if so, from whom? No

What trussing (brand) did you utilize? Prolyte, TFL A Type

How many pieces of trussing did you use? 287

What were the challenges / highlights? Numerous challenges especially the lighting of the scenic elements and the entrance.