


Absen KL2.5 Panels in stock!

Absen KL2.5 Panels in stock!

Posted on February 10, 2023



DWR Distribution is pleased to announce the stock of over 700 Absen KL2.5 panels, ready to go!

The KL Series LED displays have been designed for permanent installations, delivering vibrant colours, high refresh rate, high contrast ratio and high grayscale.

Service and support is provided by the technical team DWR Distribution.

For more information, contact Dylan Jones at dylan@staging.dwrdistribution.co.za.

Absen KL2.5 Panels in stock!

KL Commercial Display
One-Stop Service, Multiple Solution



One-Stop Service, Multiple Solution

Shinning Price, Constant Quality
(Standard of Quality Control, Mature of Price System)

Create a Better Visual Experience
(Fine LED Pixel)

One-Stop Service, Multiple Solution

Developed Customer Service Systems
Industry-first ACE training program
1,400+ ACE engineers worldwide.



Absen KL2.5 Panels in stock!

One-Stop Service, Multiple Solution

Create a Better Visual Experience Fine Pixel LED, P2/2.5/3

The diagram illustrates the system architecture for the Absen LED screen. At the top left, an LED screen displays a colorful abstract pattern. Below it is a 'Center Control' unit. Three connection options are shown: Option 1 (HDMI) connects a PC to the Center Control; Option 2 (WiFi) connects a PC/PAD to the Center Control via the Internet; Option 3 (Fiber) connects a PC to the Center Control via the Internet. To the right, a large LED screen displays a colorful abstract pattern, with a silhouette of an audience watching it.

Absen KL2.5 Panels in stock!

Front & Rear Installation and Maintenance

KL Commercial Display
KL2/KL2.5/KL3

Cabinet Dimension 640 × 480 × 60mm
Weight 7.8KG

Fine LED Pixel
Create a Better Visual Experience

- High precision die casting aluminum alloy housing
- Lightweight design,
- Higher Accuracy and Reliability

Module/power components go through the cabinet for front & rear install

Magnetic Module 320X160mm
Lamp plate screwed to the sump

Hinge design

Remove the module, maintenance through the middle for the power, receiving card and the wire terminal

Rear Maintenance


Front Install Screw

Magnet

Absen KL2.5 Panels in stock!

Installation of Back Strip

Fix the back strips onto the cabinets with M8*28 screws, and then install the combined cabinets onto the wall via the screw holes on the strips.



Rear View

Front View

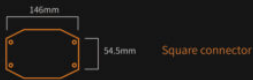
Flexible Installation (Steel structure)



Connector install rear view



Side View



Absen KL2.5 Panels in stock!

Process quality control Remain the Originality,
Absen Identify the Development with Standard

KL Applications- Multiple Solution

01 **First Article Inspection**
Testing items: parameter confirmation; function;
white balance

02 **InPut Process Quality Control**
Testing items: parameter confirmation;
Quality confirmation

03 **Final Quality Control**
Testing items: appearance; mechanic,
optoelectrical and safety performance

04 **Outgoing Quality Control**
Testing items: product model; shipping quality; package label;
shipping mark; appearance

PROCESS QUALITY CONTROL



Retail Mall **Hotel** **Conference Hall**

Commercial Real Estate **Transportation** **Multiple Store**